

HEARDgroup






Expansion Joint Systems

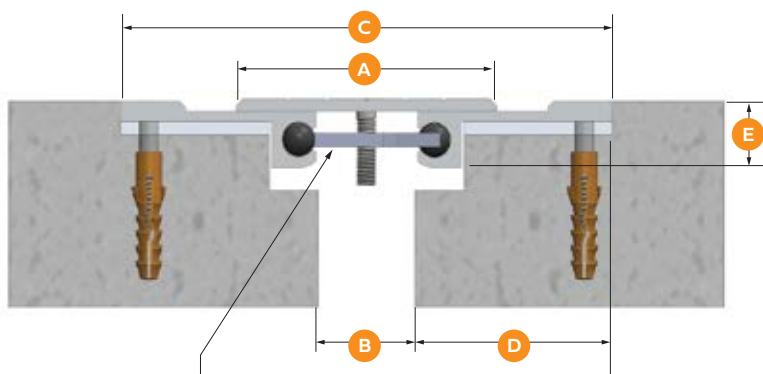


**Polished Concrete Series
Light Duty Floor Joint**

Polished Concrete Light Duty Floor Joint

The Polished Concrete Light Duty Floor Joint, has been specifically designed for installation into polished concrete floors, after floor polishing has been completed. Able to accommodate movement ranges of up to 60mm and manufactured with a choice of 3mm thick heavy duty aluminum or 4mm thick stainless steel cover plates, the Polished Concrete Light Duty Floor Joint is ideal for any installation into polished concrete floors.

| | | |
|---|---|--|
| Installation <ul style="list-style-type: none">  Indoors / Outdoors  Pedestrians  Retail Service Equipment | Optional Seals <ul style="list-style-type: none">  Fire  Water | Cover Plates <ul style="list-style-type: none"> SS 4mm Stainless Steel P5 - AS4586-2013 certified sandblasted finish also available. AL 3mm Aluminium Grip grooves for non-slip pedestrian safety |
|---|---|--|



Stainless steel centre bars with nylon balls allows 10mm vertical movement

Shown here with aluminum cover plate



Shown here with stainless steel cover plate



| | | |
|--|--|--|
| Product Supply <ul style="list-style-type: none"> Standard 4.8m length Pre-assembled All mechanical anchors for installation are provided. | Compatible Floor Finishes <ul style="list-style-type: none"> Polished concrete | Product Features <ul style="list-style-type: none"> 25UM anodised aluminum extrusions Base system incorporates pre-drilled holes for easy anchoring |
|--|--|--|

| Available Product Specifications | | | | | | | | | |
|---|---------------------|-----------|--------------------|-----|----------------|------------------------------------|-----|----------------------|----------------|
| Dimension | Coverplate A | | Gap Width B | | | Total Visible Joint Width C | | Recommended Blockout | |
| | Width | Thickness | Min | Max | Movement Range | Min | Max | Width D | Depth E |
| Pedestrian (Aluminum cover plate) | 80 | 3 | 6 | 66 | 60 | 125 | 185 | 46 | 25 |
| Service Equipment (Stainless steel cover plate) | 80 | 3 | 6 | 66 | 60 | 125 | 185 | 46 | 25 |

*All dimensions are in millimetres